

**■ Torch model**
**■ Order quantity**
**■ Remarks**
**■ Handle and trigger**

- Handle TBI Precision**  
(not available for V-Version)
- Double function switch (std.)
  - Double function switch with poti, 10 kΩ
  - Dual levers (up/down)

 **Handle tube with rubber sleeve**

- Switch, flat top
- Switch, round top
- Double switch
- Micro switch  
(no rubber sleeve)

**■ Cable assembly**

- 4 m
- 8 m
- Custom length \_\_\_\_\_ m

**■ Outer cover**

- Rubberhose,  
high voltage resistant  
up to 10 kV (std.)

**Option, not high voltage resistant**

- Leather hose (0.60 m) / Rubber hose
- Leather hose (0.60 m) / Textil hose
- Textil hose (full length)

**■ Power source**

 \_\_\_\_\_  
 Manufacturer / Model

**■ Control cable plug**

- 3-pole Tuchel plug
- 5-pole Tuchel plug
- 4-pole Amphenol plug
- 6-pole Hartings plug
- 7-pole Round plug
- \_\_\_\_\_

**Option**

- 
- Control cable,
- 
- w/o shield

 Button 1 on 

1	2	3	4	5	6	A	B	C	D
---	---	---	---	---	---	---	---	---	---

 Button 2 on 

1	2	3	4	5	6	A	B	C	D
---	---	---	---	---	---	---	---	---	---

 Bridge on 

1	2	3	4	5	6	A	B	C	D
---	---	---	---	---	---	---	---	---	---

 Poti on 

1	2	3	4	5	6	A	B	C	D
(+ / - / Slider)									

**■ Machine side connection**
**Air cooled**
**A. Mono cable**

- M12x1
- G1/4" \*
- G3/8" \*

**B. 2-pc. cable**

- Power
- 10/25 (9 mm)
  - 35/50 (13 mm)

- Gas
- G1/4"
  - \_\_\_\_\_

**C. TSP with gas connection**

- Power
- 10/25 (9 mm)
  - 35/50 (13 mm)

- Gas
- w/o connector
  - \_\_\_\_\_

**D. TSP with central gas connection**

suitable for

- Lorch
- Merkle
- SAF/Oerlikon

- Fronius
- Dalex

**E. Central connector**

- ESAB (E/M) - please indicate connection -
- Euro GZ
- Euro WTG

**Water cooled**
**F. Individual connection**

- |                                  |                                |                                |
|----------------------------------|--------------------------------|--------------------------------|
| Power/water                      | Water                          | Gas                            |
| <input type="checkbox"/> M12x1   | <input type="checkbox"/> G3/8" | <input type="checkbox"/> G1/4" |
| <input type="checkbox"/> G1/4" * | <input type="checkbox"/> _____ | <input type="checkbox"/> _____ |
| <input type="checkbox"/> G3/8" * |                                |                                |

**G. Individual connection with TSP 35/50 (13 mm)**

- |   |                                |
|---|--------------------------------|
| Water (2x)                                      | Gas                            |
| <input type="checkbox"/> Quick connector (9 mm) | <input type="checkbox"/> G1/4" |
| <input type="checkbox"/> _____                  | <input type="checkbox"/> _____ |

**H. Central connector**

TSP with central gas connection

- |                                       |                                  |
|---------------------------------------|----------------------------------|
| <input type="checkbox"/> Lorch        | <input type="checkbox"/> Fronius |
| <input type="checkbox"/> Merkle       | <input type="checkbox"/> Dalex   |
| <input type="checkbox"/> SAF/Oerlikon |                                  |

Connector suitable for

- ESAB (E/M) - please indicate connection -
- Euro WZ-0
- Euro WTW

\* with adapter

**■ Your order details**

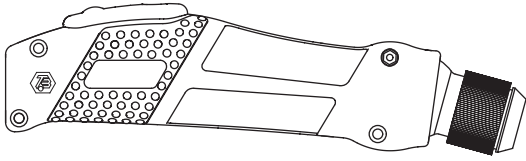
 \_\_\_\_\_  
 Date

 \_\_\_\_\_  
 Name / Signature

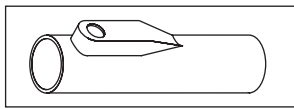

 \_\_\_\_\_  
 Company / Stamp

**Please note: Custom-built torches cannot be returned!**

**Handle TBi Precision**



**Handle tube with rubber sleeve**



**Control cable plug**

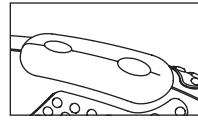


3-, 5-pole Tuchel plug

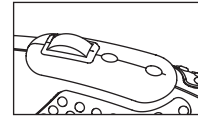


4-pole Amphenol plug

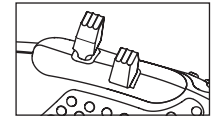
**TBi Switch modules**



Double function switch

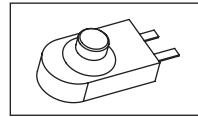


Double function switch with poti, 10 kΩ

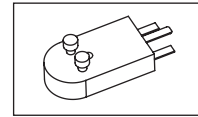


Dual levers (up/down)

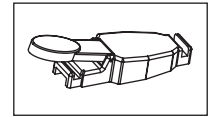
**TBi Switches**



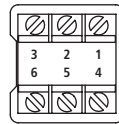
Switch, flat top (round: w/o illus.)



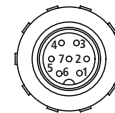
Double function switch



Micro switch (no rubber sleeve)



6-pole Harting plug



7-pole round plug (Rehm, Migatronic)

**Machine side connections**

**air cooled**

	M12x1 ; G1/4" * ; G3/8" *
	10/25 (9 mm) ; 35/50 (13 mm) ; G1/4"
	10/25 (9 mm) ; 35/50 (13 mm)
	Lorch; Merkle; SAF/ Oerlikon; Fronius; Dalex
	ESAB (E/M)
	Euro GZ
	Euro WTG

**water cooled**

	gas G1/4" water G3/8" M12x1; G1/4" * ; G3/8" *
	10/25 (9 mm) ; 35/50 (13 mm) ; G3/8" ; G1/4"
	Lorch; Merkle; SAF/ Oerlikon; Fronius; Dalex
	ESAB (E/M)
	Euro WZ-0
	Euro WTW

\* with adapter